


CONVISO[®]
SMART



CONVISO[®] SMART

SMART BOOK

BETASEED. SIMPLY DIFFERENT.



www.betaseed.com



CONTENT

CONVISO® SMART

Key facts about BTS SMART varieties	PAGE 4
Differentiation between BTS SMART and classic seed	PAGE 5
Sowing BTS SMART seed	PAGE 6
Key facts about CONVISO® ONE	PAGE 7
CONVISO® ONE application recommendation	PAGE 8
CONVISO® ONE application timing	PAGE 10
CONVISO® ONE in special conditions	PAGE 11
CONVISO® ONE in resistant weed situations	PAGE 12

HANDLING

Handling of CONVISO® ONE	PAGE 13
Preparing sprayer	PAGE 14
Spraying CONVISO® ONE	PAGE 15
First visible effects of CONVISO® ONE	PAGE 16

RESISTANCE MANAGEMENT

Bolters	PAGE 17
Crop rotation – following crops	PAGE 18
Groundkeepers	PAGE 19
Weed resistance management	PAGE 20

APPENDIX

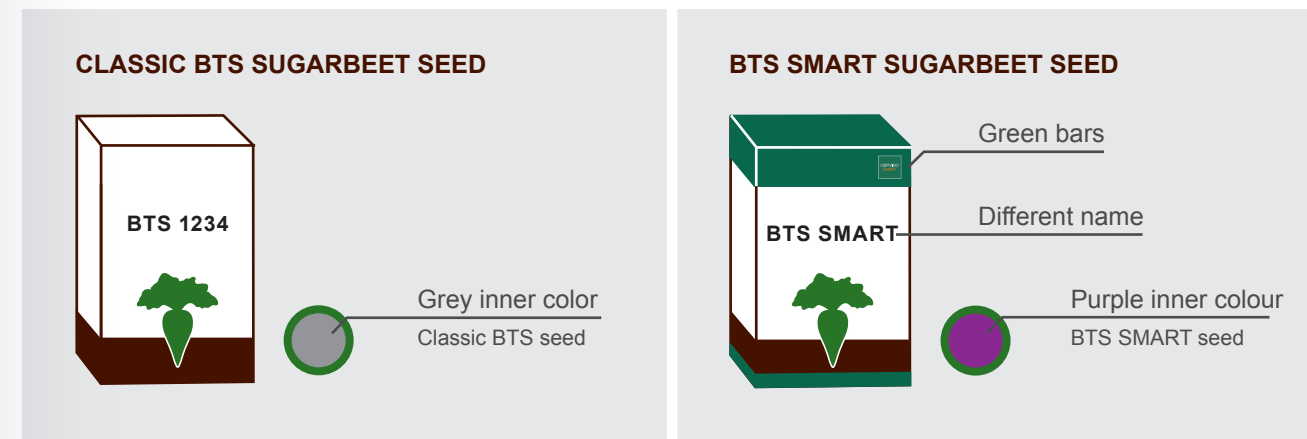
Contact	PAGE 22
Disclaimer	PAGE 23

KEY FACTS ABOUT BTS SMART VARIETIES

- ✓ BTS SMART sugarbeet varieties have a special tolerance to work successfully together with the CONVISO® ONE herbicide.
- ✓ Combined efficacy against monocotyledonous and dicotyledonous weeds.
- ✓ Do not show yield loss caused by phytotox when using CONVISO® ONE.
- ✓ Sufficient elimination of conventional weed beets.



DIFFERENTIATION BETWEEN BTS SMART AND CLASSIC SEED



CAUTION

It is extremely important not to mix BTS SMART seed with classic sugarbeet seed at any time. Classic sugarbeets will die off if treated with CONVISO® ONE.

SOWING BTS SMART SEED

- Clean your seed drill thoroughly before sowing BTS SMART seed. Classic varieties sown in a CONVISO® SMART crop will not withstand the CONVISO® ONE herbicide.
- **Keep BTS SMART seed separate from classic sugarbeet seed to avoid any mixing!**

TIPS

...FOR CLEANING THE SOWING MACHINE PROPERLY:

- use a vacuum cleaner to empty the planting unit
- rotate sowing disc until it is completely empty



KEY FACTS ABOUT CONVISO® ONE



CONVISO® ONE

Time of application	Post-emergence
Mode of action	HRAC B (ALS-inhibitor group)
Active substances	50 g / l Foramsulfuron 30 g / l Thiencarbazone-methyl
Plant absorption	Soil and leaf activity
Application window	4 true leaf stage until 8 true leaf stage of sugarbeet
Application	Single application (1 x 1 l / ha)
Miscibility	Every registered sugarbeet herbicide

Keep in mind: Reduced dose rates are prohibited to ensure a proper weed resistance management.

A resistance management policy is essential to safeguard the performance of the CONVISO® SMART system for the long term.

To support this objective, the respective amount of BTS SMART sugar beet seed units per hectare comes with 1 litre of CONVISO® ONE herbicide. The herbicide must be applied at the full recommended rate to minimise the risk of resistance.

CONVISO® ONE APPLICATION RECOMMENDATION

STANDARD CONDITIONS

Application
1,0 l/ha
CONVISO® ONE

max. 4 true leaves of fat hen (*Chenopodium album*)

cotyledon



cotyledon stage of sugarbeet

8 true leaves of sugarbeet

NOTES

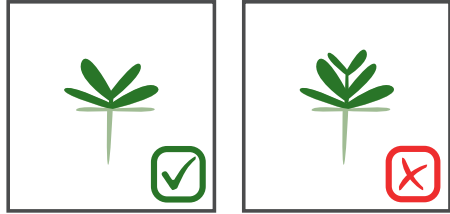
CONVISO® ONE APPLICATION TIMING

	CONVISO® ONE Single application
Indicator weed	Fat hen* (<i>Chenopodium album</i>)
Timing	Max. 4 true leaf stage of fat hen
Number of applications	1 × 1.0 l/ha

* if not present, apply when other (hard to fight) weeds reach the same true leaf stage

Always follow the growth stage of the indicator weed Fat hen (*Chenopodium album*).

SINGLE APPLICATION:



fat hen with 4 true leaves (and 2 cotyledons) more than 4 true leaves: too late

CONVISO® ONE IN SPECIAL CONDITIONS

- Adjuvant oil increases the uptake of the herbicide.
- Can be used in a sequence with other registered sugar beet herbicides if required (based on growth stage of weeds present)
- Do not sequence CONVISO® ONE with any other ALS inhibitor herbicide, such as a sulfonylurea.
- The optimum timing for CONVISO® ONE is when the trigger weed is at 2 to 4 true leaves, but it can control weeds up to 6 true leaves depending on the weed species.



CONVISO® ONE IN WEED RESISTANCE SITUATIONS

Weed population determines the action:

No resistant weeds	Resistance(s) documented
<ul style="list-style-type: none">• Use CONVISO® ONE as recommended• Provident actions:<ul style="list-style-type: none">• Add adjuvant	<ul style="list-style-type: none">• If a patch of weeds survive CONVISO ONE application and resistance is suspected, consider spraying off the area with a non-selective herbicide such as glyphosate.

If ALS resistance is documented in a field: do not use the CONVISO® SMART system.

HANDLING OF CONVISO® ONE

- Shake the CONVISO® ONE can well 2–3 times upside down before filling it in the sprayer.
- In case of difficulties half empty the canister and shake again.
- Ensure full homogenization of deposit, as it may contain active ingredient.
- Do not add water into canister for emptying – only for final canister cleaning.



PREPARING SPRAYER

- ✓ Recommended water volume: 150–300 l/ha
- ✓ pH value of water: 5–7
- ✓ Optimal temperature for spraying: 10–20° C
- ✓ Rain fastness period: 4–6 hours
- ✓ Reactivation of Thiencarbazone-methyl by moisture: 14–18 days after application

CAUTION

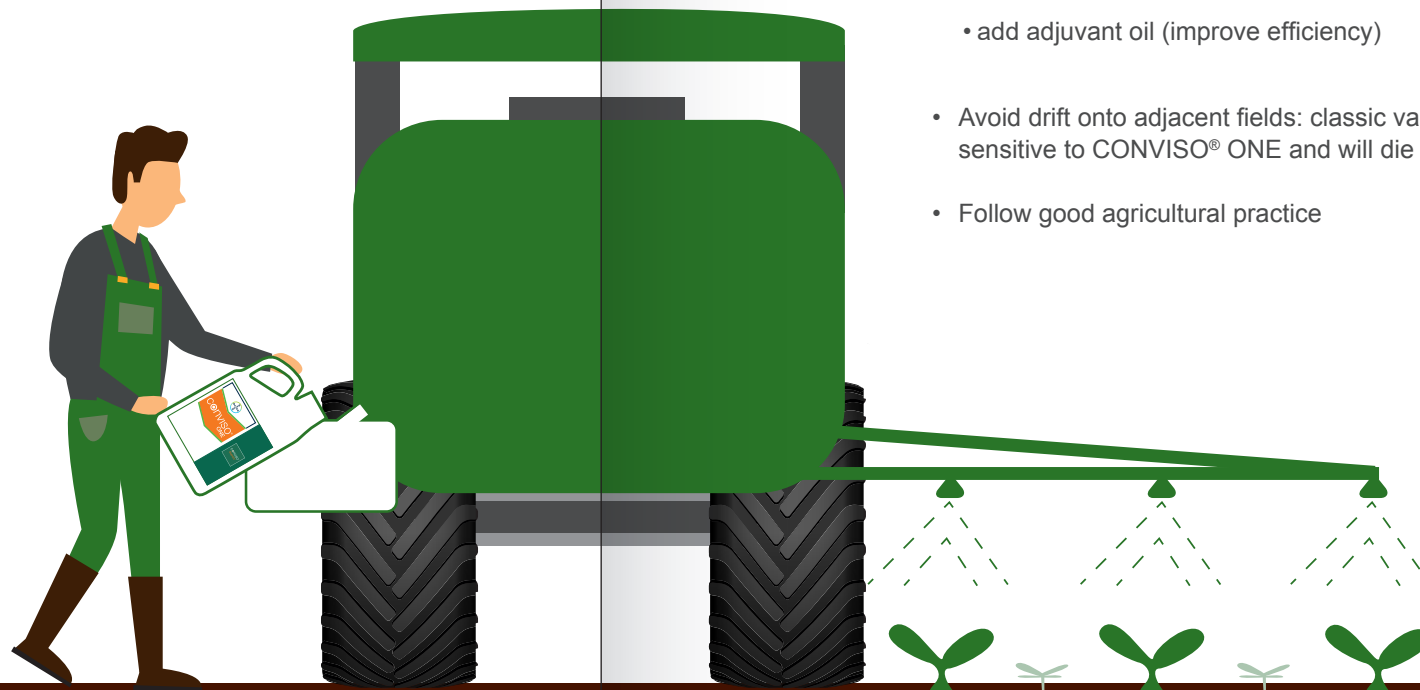
Never apply CONVISO® ONE to classic sugarbeet varieties. Even a small amount of CONVISO® ONE will harm classic sugarbeet as well as other sensitive crops.

HANDLING OF CONVISO® ONE

- Always use full recommended dose rate (1.0 l/ha per season)
- Recommendation is
 - add adjuvant oil (improve efficiency)
- Avoid drift onto adjacent fields: classic varieties are sensitive to CONVISO® ONE and will die off
- Follow good agricultural practice


TIPS

Thoroughly clean sprayer immediately after applying CONVISO® ONE. When cleaning your sprayer follow the standard procedures as with other ALS-herbicides as well.



FIRST VISIBLE EFFECTS OF CONVISO® ONE

- CONVISO® ONE is a systemic herbicide being absorbed and translocated through the plant.
- Weeds stop growing after treatment, symptoms take longer to be visible. No chemical burn can be seen.
- **Herbicidal effects** will be visible after approx. **5–7 days**.
- **Complete dying off** can take **up to 3 weeks** depending on the weather conditions.



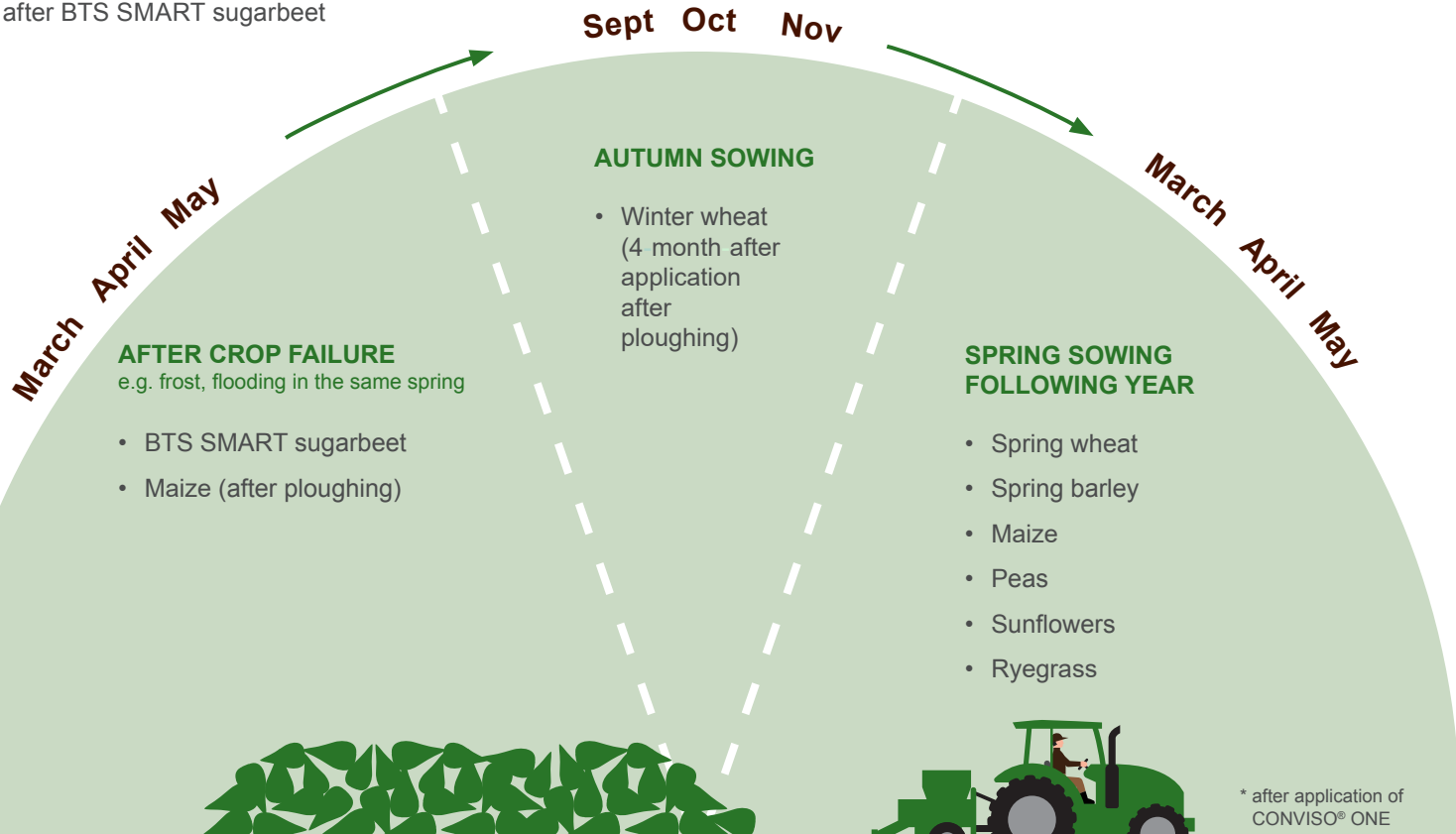
BOLTERS

- **Every bolter needs to be conscientiously removed from CONVISO® SMART fields. Never allow any entrance to the soil seed bank.**
- Have in mind: weed beet of SMART varieties can neither be controlled with CONVISO® ONE nor classic sugarbeet herbicides.
- In following crops, SMART weed beets may only be controlled by non-ALS herbicides.
- Bolting is initiated when temperatures between 3–8°C affect the seedling for a longer time. Try to keep the risk of bolting low. Choose an appropriate drilling date.
- CONVISO® SMART is the unique opportunity to clean your fields from classic weed beet.



CROP ROTATION – FOLLOWING CROPS

after BTS SMART sugarbeet



AFTER CROP FAILURE
e.g. frost, flooding in the same spring

- BTS SMART sugarbeet
- Maize (after ploughing)

AUTUMN SOWING

- Winter wheat (4 month after application after ploughing)

SPRING SOWING FOLLOWING YEAR

- Spring wheat
- Spring barley
- Maize
- Peas
- Sunflowers
- Ryegrass

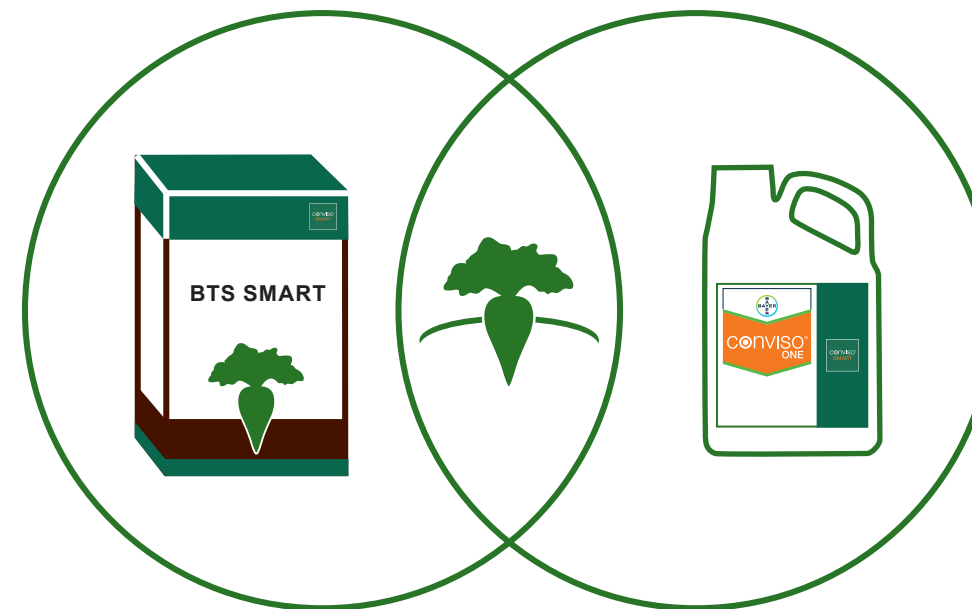
* after application of CONVISO® ONE

GROUNDKEEPERS

- Groundkeepers of SMART varieties should be controlled by a non-ALS inhibiting herbicide in the following crop.
- Never allow bolting of groundkeepers!

WEED RESISTANCE MANAGEMENT

- ✓ Use CONVISO® ONE according to the weed resistance management guidelines.
- ✓ Use the recommended full dose rate.
- ✓ Add an adjuvant to strengthen the efficacy.
- ✓ Respect the appropriate recommended growth stage of weeds for application.
- ✓ Sequence CONVISO® ONE application with non-ALS herbicides where needed.
- ✓ Consider a non-selective herbicide as a pre-seeding treatment after allowing emergence of weeds.
- ✓ Make use of good agricultural practice for a proper weed resistance management.
- ✓ Use measures of integrated weed management (cultural, mechanical and chemical control).
- ✓ Use cover crops if possible to reduce weed pressure.
- ✓ Respect the crop rotation.
- ✓ The mode of action of herbicide must be changed in a crop rotation.
- ✓ Use at least once in a 3-year crop rotation a pre-emergence / early post-emergence non-ALS inhibiting herbicide.



CONTACT OVERVIEW

In case of any questions related to our CONVISO® SMART varieties or regarding the use of CONVISO® ONE with our BTS SMART varieties, please don't hesitate to contact us.

Disclaimer

Use plant protection products safely. Always read the label and product information before use. Pay attention to the risk indications and follow the safety precautions on the label as well as all other required stewardship practices. The information contained in this BTS SMART book is intended for an international audience and serves educational purposes only. It is not and shall not be construed as an offer to sell. Please note that some information represented herein may be subject to specific legal regulations, restrictions or prohibitions in certain countries. Products may not be available in every country, or registered uses, trade names and formulations may differ. For specific product information and recommendations, please refer to Betaseed or its representatives in your country.

CONVISO® is a registered trademark of Bayer



CONVISO[®]
SMART

Betaseed GmbH

Friedrich-Ebert-Anlage 36

60325 Frankfurt am Main

Germany

Tel: +49 69 244 333 150

infodesk@betaseed.com

www.betaseed.com



www.betaseed.com